

21 2006 3



2006 4 28



---

4312

Cybernet Systems Co., Ltd.  
2-15-6

1985 4 17

995

295 2006 4 1

Computer Aided Engineering

(1) \_\_\_\_\_ 2005 4


1994 11  
1 100  
61

(2) \_\_\_\_\_ 2005 8

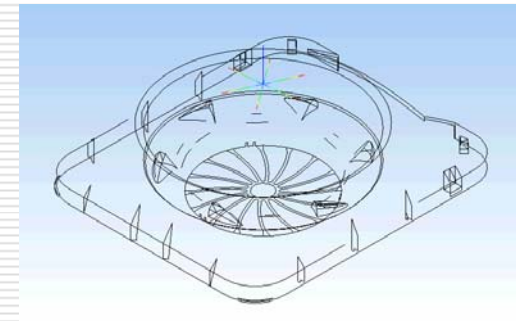
1988 12  
45 95  
13

(3) \_\_\_\_\_ ( ) \_\_\_\_\_ 2004 12

2004 12  
250,000US 66  
11



地形を考慮した気象  
データアニメーション



射出成形解析  
(ファンカバー成形時のメルトフロント  
の成長過程)

21 2006 3

---

# 21 2006 3

	17,399	100.0%	17,300	99 (100.6%)	13,968	124.6%
	6,371	36.6%	6,200	171 (102.8%)	5,842	109.0%
	2,301	13.2%	2,100	201 (109.6%)	2,473	93.1%
	2,548	14.6%	2,300	248 (110.8%)	2,616	97.4%
	1,503	8.6%	1,300	203 (115.6%)	1,511	99.5%
	4,593.41				4,509.34	
	66.1%				67.9%	
	28,665.87				26,309.45	

2006 1 31

1

(1)

(2)

( )

	17,399	100.0%				
	11,027	63.4%	9,449	1,290	288	
	6,371	36.6%				
	4,069	23.4%	1,884	120	274	480
	2,301	13.2%				
	249	1.4%	160	40	30	
	3	0.0%				
	2,548	14.6%				
	50	0.3%	epi pl ex	: 39		
	2,497	14.3%				
	994	5.7%				
	0	0.0%				
	1,503	8.6%				



:

	14,383	82.7%	100.0%	3,020	17.3%	100.0%	17,399	100.0%
	10,897		75.8%	2,858		94.6%	15,097	86.8%
	3,485		24.2%	162		5.4%	2,301	13.2%

(1)

(2)

( )



単位:百万円

	4,400	100.0%		4,173	100.0%		3,234	100.0%		5,590	100.0%	
( )	25.3%			24.0%			18.6%			32.1%		
	678	15.4%		476	11.4%		56	1.8%		1,208	21.5%	
	710	16.1%		504	12.1%		25	0.8%		1,307	23.4%	

# 2006 3

								:
	14,626	104.7%	2,501	17.1%	95.6%	1,463	10.0%	96.9%
	2,795		108	3.9%		100	3.6%	
	85		12	14.8%		13	16.0%	

1.06

1.18

1.00

1.06

1.19

1.02

1.03

21 2006 3

---



	13,968	100.0%	14,626	100.0%	657	104.7%
	5,842	41.8%	5,727	39.2%	115	98.0%
	2,473	17.7%	2,275	15.6%	198	92.0%
	2,616	18.7%	2,501	17.1%	114	95.6%
	1,511	10.8%	1,463	10.0%	47	96.9%

	1,548	1,578	10.8%	29	101.9%	3
	141	138	0.9%	2	98.3%	
	160	178	1.2%	18	111.3%	11
	100	72	0.5%	27	72.5%	30
	65	67	0.5%	1	102.3%	
	32	51	0.4%	19	160.6%	EMOT
	186	236	1.6%	49	126.7%	
	163	114	0.8%	49	69.7%	
	444	448	3.1%	4	101.0%	
	227	243	1.7%	16	107.4%	
	157	148	1.0%	9	94.2%	
	140	173	1.2%	32	123.4%	26 WACN 21
	3,368	3,452	23.6%	83	102.5%	



---

(1)  
(2)  
(3)

325  
269  
170

4. 35  
112. 22  
107. 87

---

(1)  
(2)  
(3)  
(4)  
(5)

29  
19  
49  
16  
26

28 ( )

3 ( )  
20

9

---

(1)  
(2)

41  
160

---

(1)

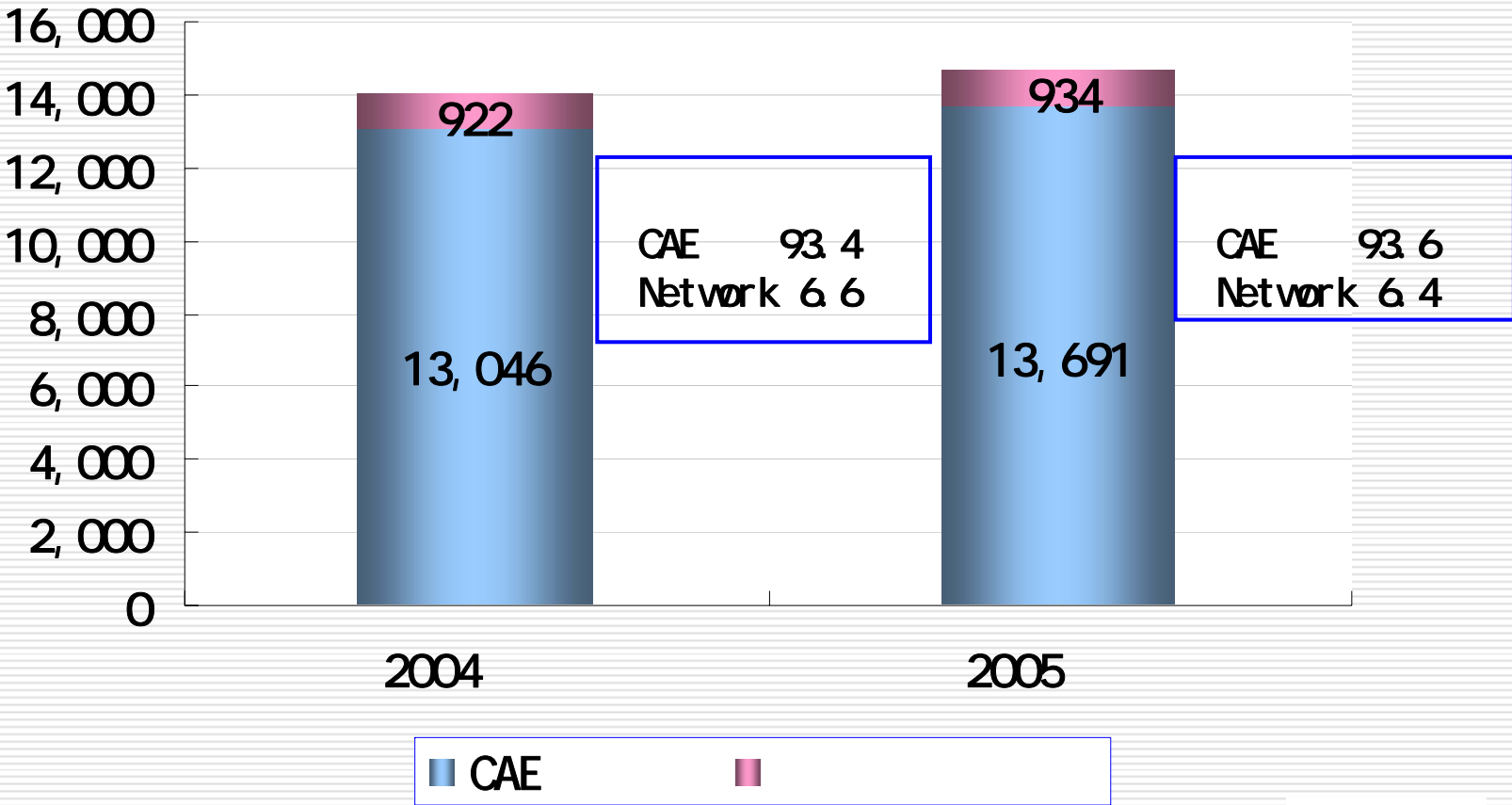
45  
39

(WACN )

epi pl ex

: 107. 749

CAE	4.9
Network	1.2



2004

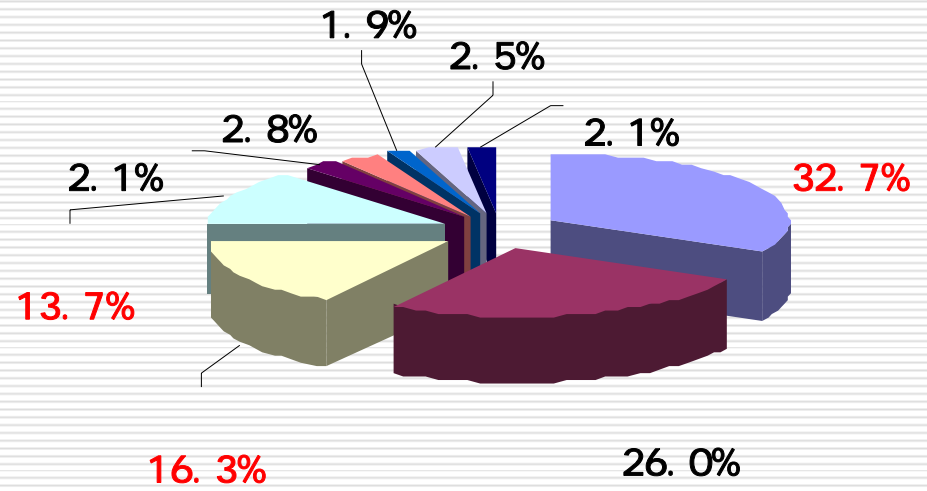
	1		2		3		4	
	3,493	( 17.2%)	3,303	( 8.5%)	2,528	( 10.5%)	4,642	( 9.3%)
	25.0%		23.6%		18.1%		33.3%	
	705	( 38.1%)	541	( 9.5%)	44	( 68.0%)	1,182	( 4.7%)
	770	( 52.0%)	564	( 14.7%)	60	( 60.3%)	1,220	( 7.9%)

2005

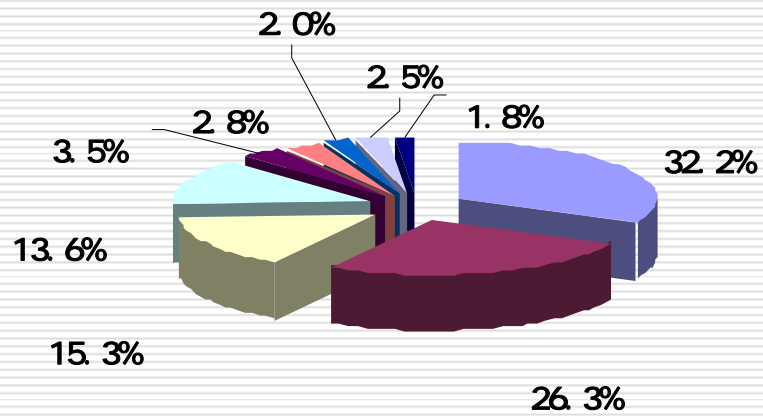
	1		2		3		4	
	3,834	( 9.7%)	3,457	( 4.7%)	2,613	( 3.3%)	4,721	( 1.7%)
	26.2%		23.6%		17.9%		32.3%	
	715	( 1.4%)	456	( 15.6%)	23	( 152.2%)	1,125	( 4.8%)
	750	( 2.6%)	463	( 17.8%)	53	( 11.9%)	1,233	( 1.1%)



2005

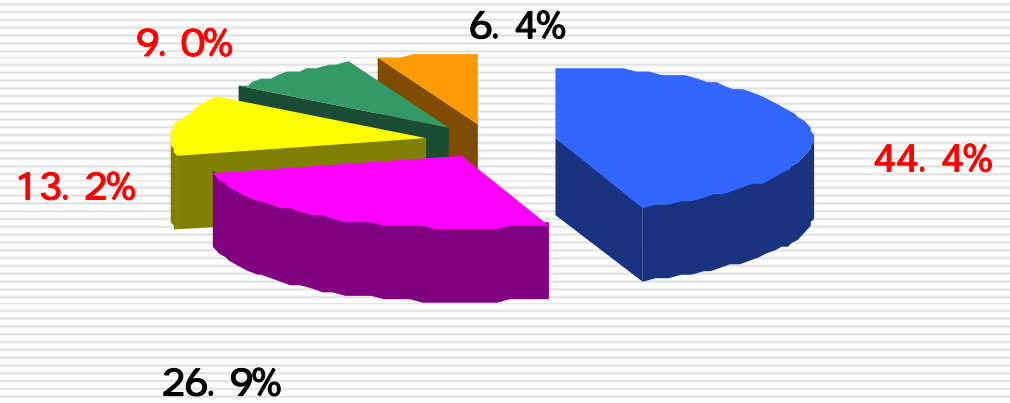


2004

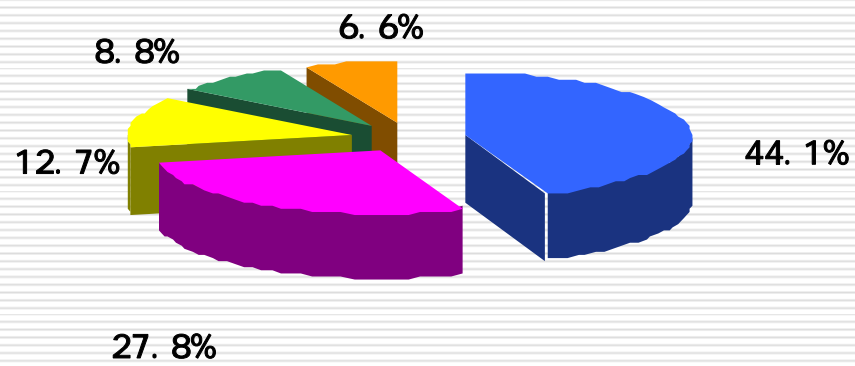




2005




2004






2005

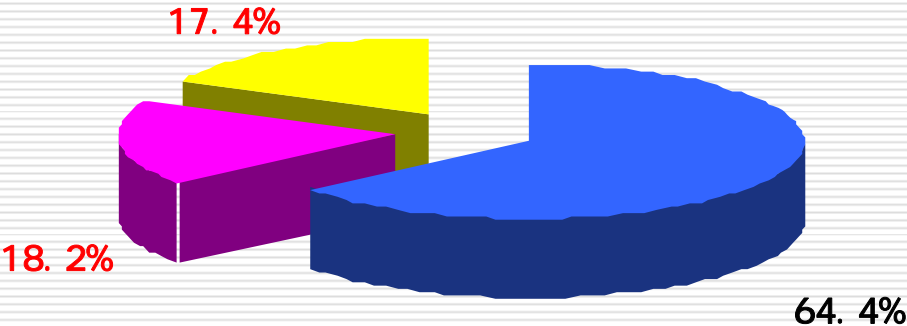


2004

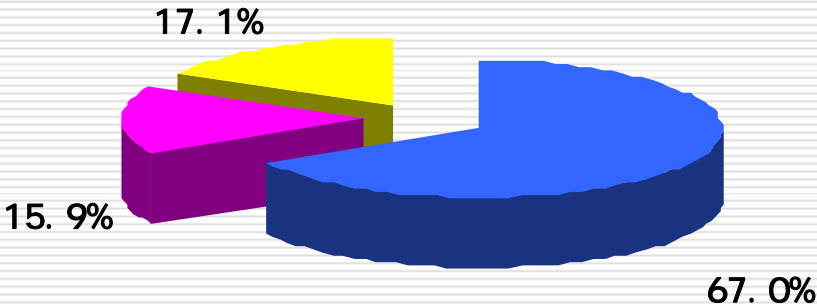




2005



2004





( )  
26 ( )  
10  
23 ( )  
11 22 IR IR  
23  
31  
15  
28 ( )



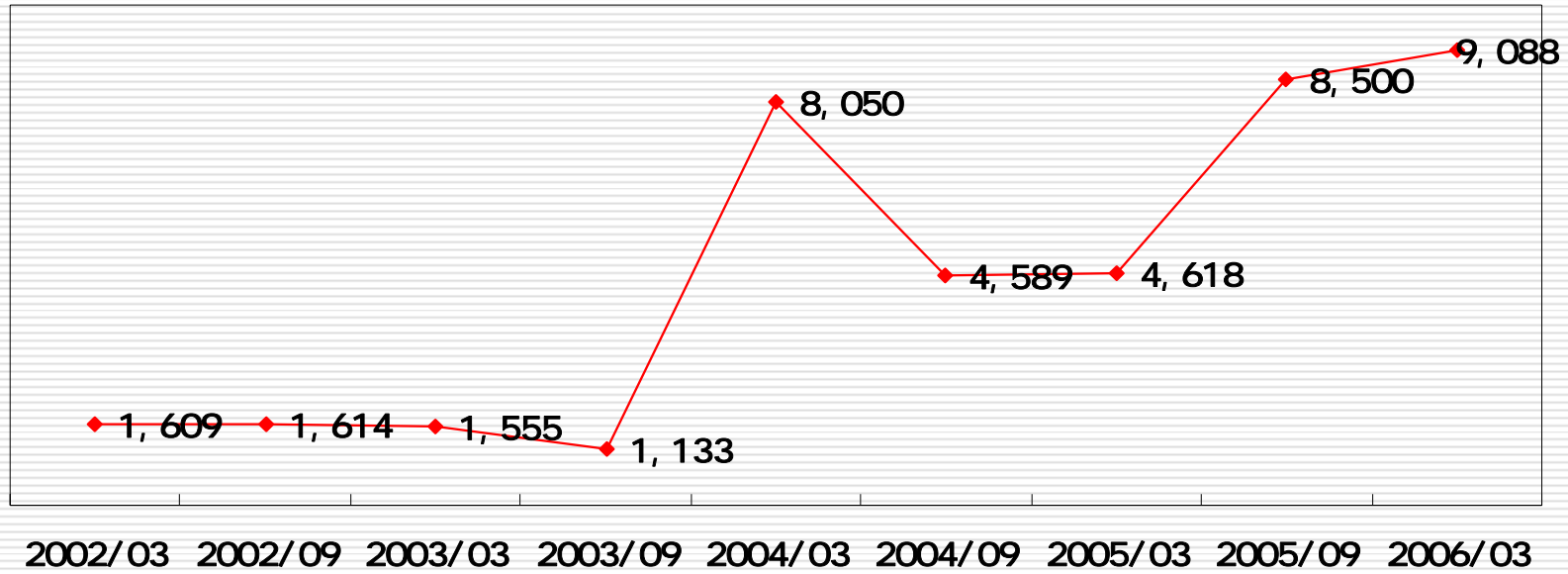
21

1 3

7 20

10

2,000



2006 3 ( 21 ) ( )

750  
1,450

(1) 50

(2)

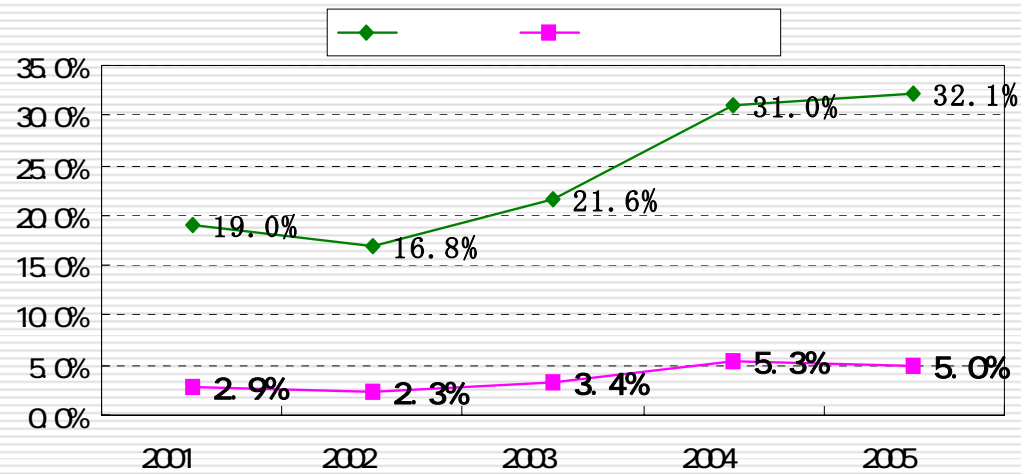
(3)

32 1

(4)

5 0

配当推移









**サイバネット システム 株式会社**

---

The logo consists of three overlapping blue rings of varying sizes and orientations, creating a dynamic, interconnected shape. The word "CYBERNET" is written in a bold, red, sans-serif font, with the logo overlaid on the letters.

# CYBERNET

- 何処からでもわかるシンプルなロゴは25年にわたるCAE事業におけるリーディングカンパニーの存在感を出す。
- カラーは「情熱」を表すエネルギーレッド。

---

つくる情熱を、支える情熱。

つくる情熱を、支える情熱。  
**CYBERNET**

2007 3

---

# 2007 3

	2005		2006		:	
	17,399	100.0%	20,200	100.0%	2,800	116.1%
	2,548	14.6%	2,700	13.4%	151	106.0%
	1,503	8.6%	1,565	7.7%	61	104.1%

# 2007 3

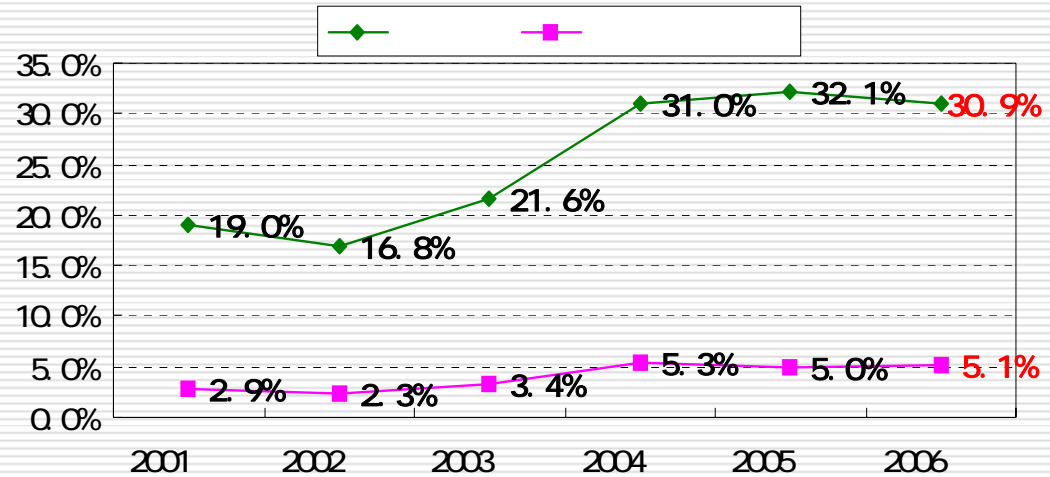
---

	2005		2006		:	
	14, 626	100. 0%	16, 800	100. 0%	2, 173	114. 9%
	2, 501	17. 1%	2, 670	15. 9%	168	106. 7%
	1, 463	10. 0%	1, 535	9. 1%	71	104. 9%



:

	2005	2006		
	1,450	700	800	1,500
	4,510.85			4,853.44
	32.1%			30.9%
	5.0%			5.1%



2006

---

5

70

75

J-SOX

-

2006

---

CCAI Alliance

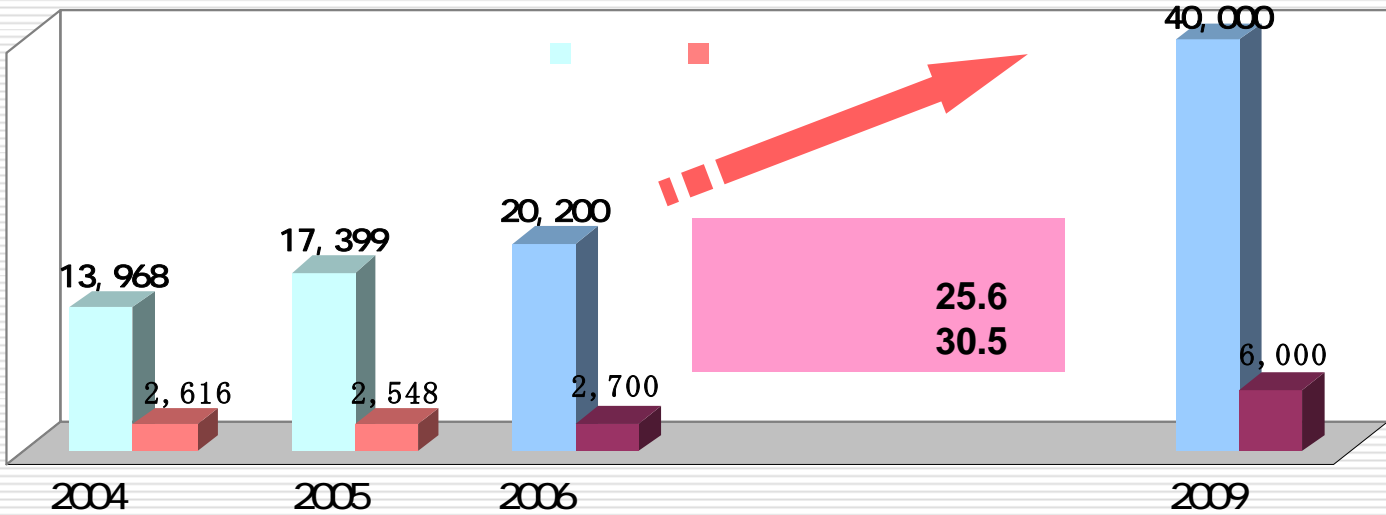
Expert Control

ISMS EMS



単位:百万円

	2004年度 実績	2005年度 実績	2006年度 計画	2009年度 目標
売上高	13,968	17,399	20,200	40,000
前年比		124.6%	116.0%	
経常利益	2,616	2,548	2,700	6,000
売上比	18.7%	14.6%	13.4%	15.0%



2005

2009



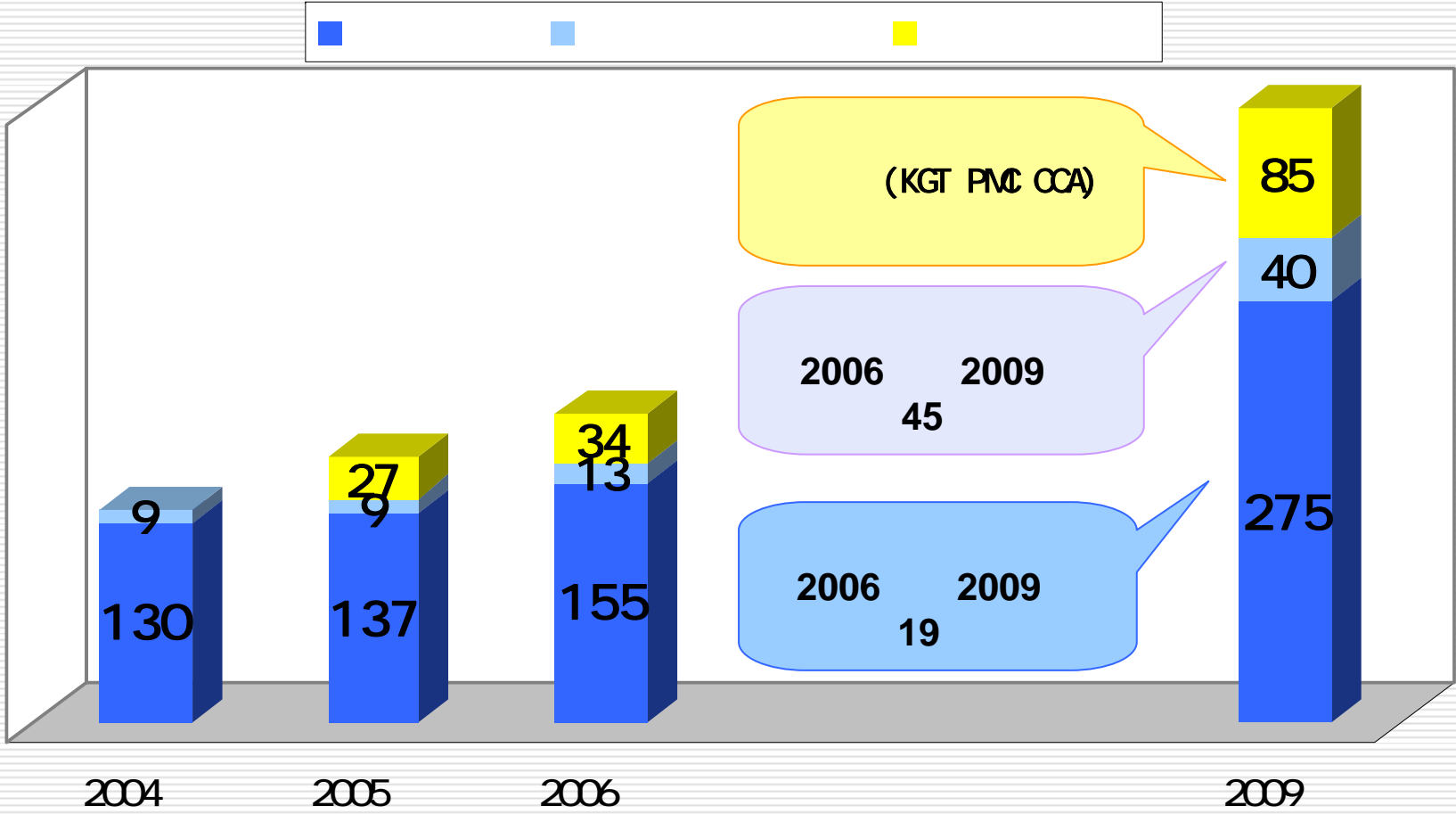
1. \_\_\_\_\_

07

2 \_\_\_\_\_

11

3 \_\_\_\_\_



ご清聴ありがとうございました。  
今後ともよろしくお願ひ申し上げます。

112-0012

2-15-6

03-5978-5404

FAX

03-5978-5441

E

[irquery@cybernet.co.jp](mailto:irquery@cybernet.co.jp)

<http://www.cybernet.co.jp>

---

**CYBERNET**